



# STRIKE A POSE





## You'll Need:

- Photo Booth Props
- Cardstock
- Scissors or a precision cutter
- Skewers
- Tape
- Camera

## Instructions:

1. Print out the fun photo booth accessories on the next few pages for your fabulous photoshoot.
2. Use scissors or a precision cutter to cut out the props.
3. Attach each prop to a skewer using tape.
4. Hang a patterned sheet on the wall with tape to use as a backdrop.
5. Grab a camera and strike a pose!







✂



# Strike a pose!

© and © CCA and B, LLC

✂



# Nice

© and © CCA and B, LLC



