



Free Printable Elf on the Shelf Activities

Christmas Activities Kids Will Love





North Pole Bingo




Instructions:

1. Print out the bingo cards and additional game pieces.
2. Cut out the bingo cards.
3. Cut out each individual letter and put them in a container.
4. Cut out each individual image and put them in a container.
5. Use candy to play a rousing round of North Pole bingo.
Have one person pull a letter and image out of the containers, one at a time, to call out the spaces on the bingo cards.




BINGO



© and © CCA and B, LLC


BINGO



© and © CCA and B, LLC




BINGO



© and © GCA and B, LLC

BINGO



© and © GCA and B, LLC



B

I

N

G

O



CUT LINE


B

I

N

G

O







Christmas Message Decoder

Instructions:

1. Print and cut out the symbols below.
2. Using the letter key, arrange the symbols to spell out a secret word or message.
3. If you need more letters, print this page out more than once.

Letter Key:

 = +	 = M
 = 2	 = N
 = A	 = O
 = B	 = P
 = C	 = Q
 = D	 = R
 = E	 = S
 = F	 = T
 = G	 = U
 = H	 = V
 = I	 = W
 = J	 = X
 = K	 = Y
 = L	 = Z





Christmas Message Decoder



Instructions:

1. Print and cut out the Secret Message Decoder.
2. Give it to a friend or family member to use to see if they can solve your secret word or message.

Christmas Message Decoder

Example Messages

Have a magical day!



What do elves learn in school?



What is an elf's favorite food?



Season's greetings

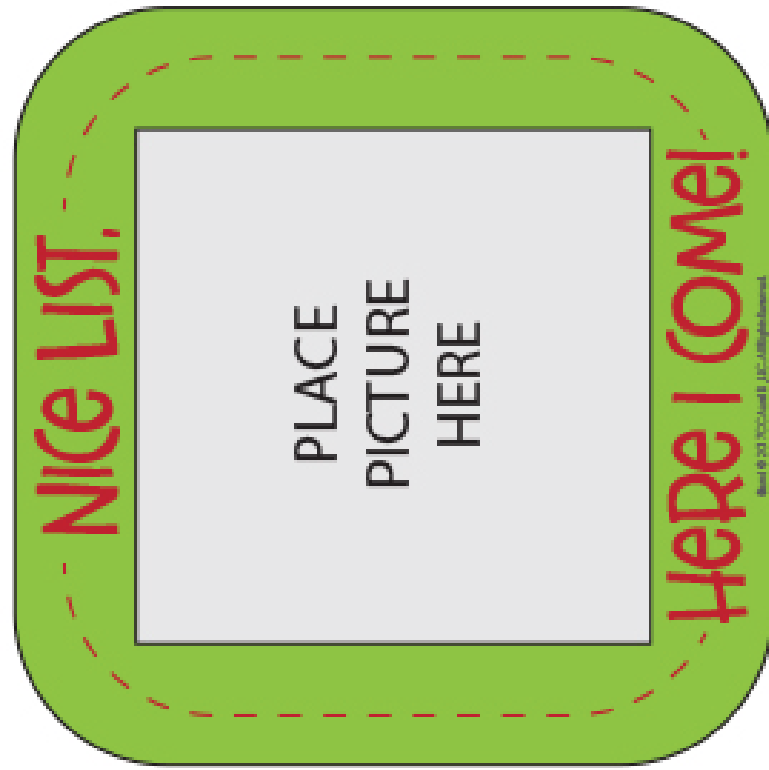


Be merry and bright!





Festive Photo Frames





Festive Photo Frames

