



Scout Elf Valentine Photo Booth

Materials

- Color printer
- Printables
- Card stock/paper
- Scissors
- Toothpicks and wooden skewers
- Clear tape
- Optional: any Elf Pets® plush animal







Instructions

1. Your Scout Elf will print and cut out the printables.
2. They will tape toothpicks or skewers to the backs of the printables to make props and signs that you and your Elf Pets® and plush friends can hold up in photographs.
3. Your Scout Elf will pose, using a few props, but will leave a collection of props and signs for you and your Elf Pets® and plush friends to use as well!



XOXOXO






Your turn!
Strike a pose!


HUGS

© CCA and B, LLC.

**FRIENDS
FOREVER!**

© CCA and B, LLC.





Will you be
my valentine?

© CCA and B, LLC.

