



Halloween Scavenger Hunt

Materials

- Color printer
- Card stock/copy Paper
- Printable
- Scissors
- A bowl, bucket, or bag to hold Halloween candy (and your Scout Elf)
- A cabinet



Instructions

1. First, your Scout Elf will print the Halloween scavenger hunt clues. Next, they will place them around your home for kids to find and follow. Finally, your elf will place themselves to be found in the final hiding place—in a cabinet with Halloween goodies!





First Clue:

ON THIS NIGHT OF FRIGHT
LET'S SPREAD SOME JOY
 I'M HIDING CLOSE BY
PERHAPS WITH YOUR TOYS

©/TM/© 2022 CCA and B, LLC d/b/a The Lumistella Company, All Rights Reserved.


Second Clue:

Am I tucked
in a shoe? 
In the bath
or a chair? 

Try under the sofa...
Might I be there?

©/TM/© 2022 CCA and B, LLC d/b/a The Lumistella Company, All Rights Reserved.

Third Clue:

 There won't be a scare,
but it's time to beware.
You're getting warmer
You're almost there!

©/TM/© 2022 CCA and B, LLC d/b/a The Lumistella Company, All Rights Reserved.

**Halloween
Scavenger Hunt**

 cut

Last Card:

Fourth Clue:


On this All Hallows' Eve,
there's no need to search blindly.
Go check in the kitchen
and that's where you'll find me!



©/TM/© 2022 CCA and B, LLC d/b/a The Lumistella Company, All Rights Reserved.

HAPPY HALLOWEEN

Boo!
You
found
me!



©/TM/© 2022 CCA and B, LLC d/b/a The Lumistella Company, All Rights Reserved.