



Spooky Scout Elf Headbands

Materials

- Color printer
- Construction paper
- Printable
- Pipe cleaners
- Googly eyes
- Scissors
- Adhesive
- Optional: Duct tape



Instructions for Bat:

1. First, your Scout Elf will use the template to cut the bat shape and headband out of construction paper.
2. Second, they will cut bat wing shapes out of construction paper and adhere them to the headband.
3. Third, your elf will use the printable template to cut paper into the shape of bat ears, a smile, and fangs to create the bat's features.
4. Finally, the Scout Elf will adhere silly googly eyes to their bat and place the headband around their head to complete this wicked winged accessory!
5. Optional: To secure the headband, your elf might use a strip of duct tape inside the band piece of construction paper.



Spooky Scout Elf Headbands




Instructions for Spider:

1. Your Scout Elf will use the template to cut the spider headband shape from construction paper.
2. Then they will cut pipe cleaners into thirds and adhere four to each side of the semi-circle on the inner facing side of the construction paper headband.
3. Next, your elf will place googly eyes on the semi-circle and place the headband around their head to become a spooktacular spider look-alike!
4. Optional: To secure the pipe cleaners to the inside of the headband, your elf might use a strip of duct tape inside the band piece of construction paper.

Instructions for Alien:

1. Your Scout Elf will begin by cutting out the headband from construction paper using the printable template.
2. Then they will cut out the circles of graduated sizes and adhere them from largest to smallest to use as the alien's eyes.
3. Next, your elf will adhere pipe cleaners to the headband and then attach one alien eye to the opposite end of each pipe cleaner.
4. Finally, they will place the headband around their head to become an astro-tastical alien!
5. Optional: To secure the pipe cleaners to the inside of the headband, your elf might use a strip of duct tape inside the band piece of construction paper.


✂ cut
- - - - - fold



Spider Web Pattern



Alien Eyes



Bat Wings and Fangs

