



Cooking Class Activity


Scout Elf friends love making hot cocoa with Mrs. Claus in her Sweet Shop! Following a recipe (a set of instructions used to prepare a food or drink) is one way to mix individual ingredients together to create a delicious treat.

Color in the correct measurements so the Scout Elf friends know how much of each ingredient to add to their mugs to make a serving of Mrs. Claus' Famous Warm Cocoa!

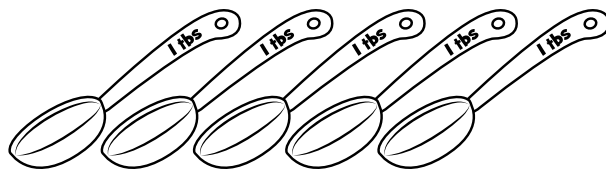
Mrs. Claus' Famous Warm Cocoa

Ingredients


$\frac{1}{4}$ cup confectioners' sugar



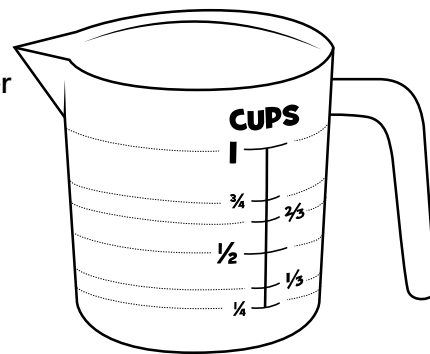
2 tablespoons unsweetened cocoa powder



$\frac{1}{4}$ cup powdered milk or instant nonfat dry milk



$\frac{1}{2}$ cup warmed water



Mini marshmallows, whipped topping, chocolate chips, sprinkles, or other toppings





Read all of the directions below and then decide which order makes the most sense. Number the steps from 1-6 so the Scout Elf friends add the ingredients and follow directions in the correct order.

Directions:

- _____ Add the unsweetened cocoa to the sugar.
- _____ Whisk all solid ingredients until combined.
- _____ Measure the confectioners' sugar into an empty mug.
- _____ Add mini marshmallows, whipped topping, chocolate chips, sprinkles, or other toppings to the top of the warm cup of cocoa.
- _____ Stir the powdered milk into the sugar and cocoa mixture.
- _____ Add warm water to the solid ingredients and stir until combined.

