



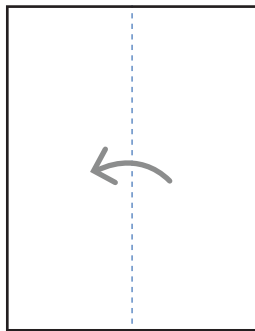
Aerodinámica del Trineo de Santa



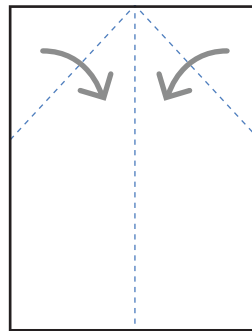
Dobra un trozo de papel de 21,5 cm x 28 cm según el diseño para formar un avión y toma nota de la distancia de vuelo de 5 intentos.

Diseño del Avión n.º 1

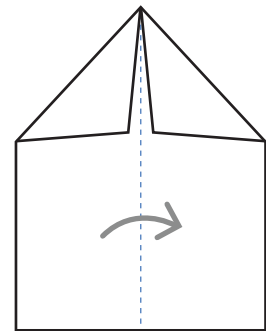
PASO 1



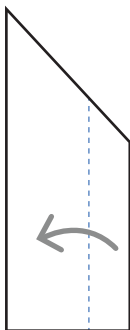
PASO 2



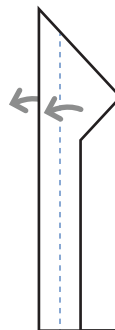
PASO 3



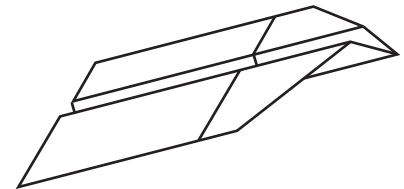
PASO 4



PASO 5



AVIÓN COMPLETADO



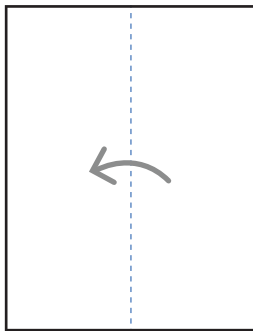


Aerodinámica del Trineo de Santa

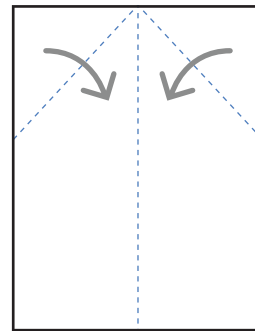


Diseño del Avión n.º 2

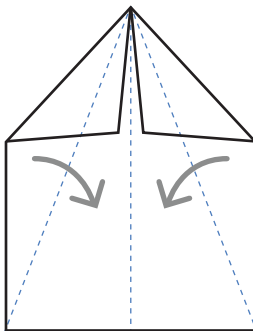
PASO 1



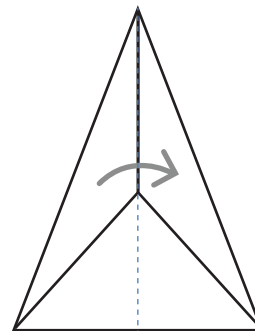
PASO 2



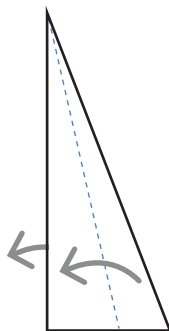
PASO 3



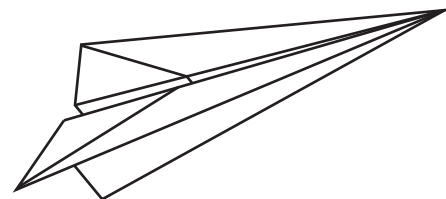
PASO 4



PASO 5



AVIÓN COMPLETADO



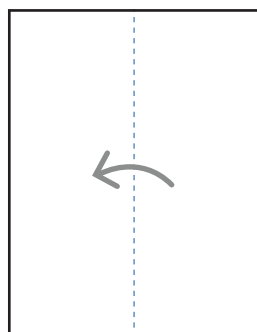


Aerodinámica del Trineo de Santa

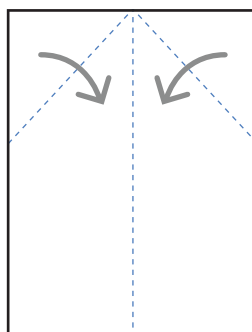


Diseño del Avión n.º 3

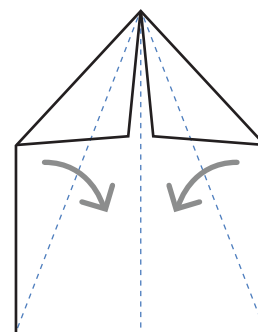
PASO 1



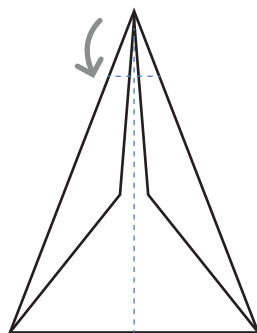
PASO 2



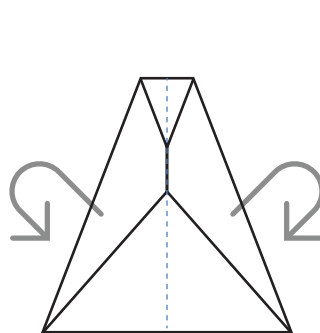
PASO 3



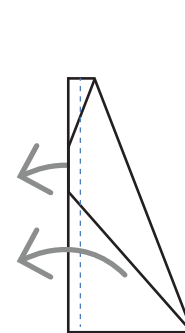
PASO 4



PASO 5



PASO 6



AVIÓN COMPLETADO

